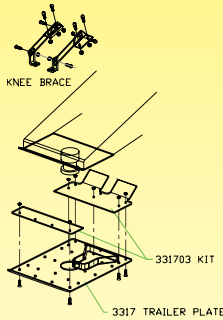




Installation just got easier...

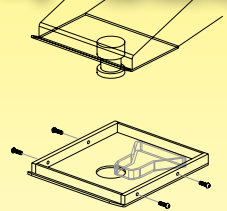
The Universal Solution

When installing SuperGlide hitches, installation of a capture plate is required to make the hitch function. The "Universal Capture Plate" can be used for any trailer. On most king pin boxes, this is relatively simple, but can be time consuming to install. However, in cases where the fore-to-aft dimension of the king pin box is very short, you need to install extension plates to support the capture plate, and knee braces to support the leading edge of the front extension plate. The installation of the extension plates and knee braces requires additional time and effort to complete a proper installation.

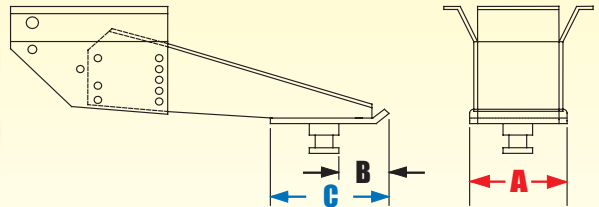


The Custom Solution

New QuickConnect Capture Plates have been designed to work with the most popular models of king pin boxes. The use of the new QuickConnect Capture Plates will simplify the installation and significantly reduce the time involved in the installation. The new QuickConnect Capture Plate simply slips up over the king pin; set screws hold it loosely on the king pin box. When the trailer is hooked up to the hitch, the Capture Plate will function and allow the trailer to guide the SuperGlide hitch to move when turns are being made.



QuickConnect CAPTURE PLATE



Revised 12.3.2009

Quick Connect Capture Plate Sizing Chart

*(if king pin box model and measurement "A" don't match, use measurement "A")

King Pin Box Manufacturer	PullRite #	Dealer #	Estimated Popularity Nationwide	King Pin Box Model #	Measurement A	Measurement B	Measurement C
					(see above diagram)	(see above diagram)	(see above diagram)
5th Airborne (medium)	331709		5%	Most Models	10 1/2"	6 7/8"	14 1/4"
Demco	331750		3%	Most Models	10 3/4"	5"	11 7/8"
Demco	331751		New	825xxx Models	11 1/4"	5 1/8"	12 1/16"
Fabex	331720		3%	500's, 765, 770	13 1/2"	3 1/4"	9 1/4"
Leland	331730		8%	Most Models	14"	5 1/2"	12 1/4"
Lippert (long)	331704		34%	*1621	*12 3/4"	3 3/8"	8 7/8"
Lippert (long)	331711		New	*1621 HD	*12 3/4"	4"	8 7/8"
Lippert (long)	331705		30%	*1621	*13 1/4"	3 3/8"	8 7/8"
Lippert (medium)	331705			*1116	*13 1/4"	3 1/2"	9 3/16"
Lippert (long)	331705			1716	13 1/4"	3 1/4"	8 7/8"
Lippert	331710		5%	0719	12 3/4"	6 3/8"	12 1/4"
MOR/ryde (some models require QuickConnect - Universal may not work)	331707		11%	Rubber Cushion	13 1/2"	5 3/4"	14 5/8"
Trailair/Rotoflex	331756		2%	Rotoflex Only	13 3/8"	5 3/8"	11 7/16"

Universal Capture Plate

PULLRITE	3317		INCLUDES: Universal Capture Plate, Fore & Aft Plate Extensions, Knee Braces, & Hardware
----------	------	--	---